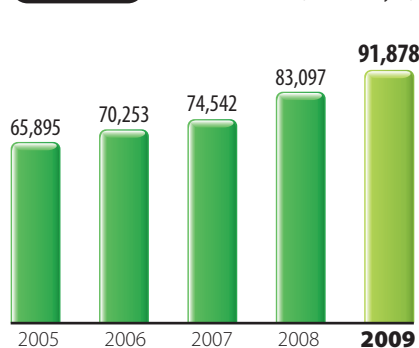


## 11-Year Summary

	1999	2000	2001	2002	2003					
<b>For the Year:</b>										
	Millions of yen									
Net sales	¥ 38,366	¥ 51,574	¥ 49,082	¥ 62,742	¥ 62,036					
Operating income	3,611	9,061	7,155	9,727	6,680					
Net income (loss) before income taxes	2,085	8,712	7,126	7,420	(30,049)					
Net income (loss)	1,507	9,700	6,007	4,912	(19,598)					
Depreciation & Amortization	2,817	2,623	2,411	2,172	2,202					
Capital expenditures	2,861	2,695	2,938	4,181	2,289					
R&D expenses	1,413	1,390	1,461	1,067	1,151					
<b>At Year-End:</b>										
	Millions of yen									
Total assets	98,127	107,776	113,493	128,512	106,648					
Net assets	30,123	51,320	62,965	68,233	42,888					
<b>Cash Flows:</b>										
	Millions of yen									
Cash flows from operating activities	—	14,252	3,652	3,315	3,635					
Cash flows from investing activities	—	3,338	(4,547)	(3,066)	(2,329)					
Cash flows from financing activities	—	(1,770)	(1,768)	8,589	(2,000)					
<b>Per Share Data:</b>										
	Yen									
Net income (loss) per share	43.00	273.01	109.90	84.21	(338.01)					
Cash dividends applicable to the year per share	20.00	20.00	20.00	20.00	20.00					
Net assets per share	862.96	1,372.16	1,081.62	1,168.51	753.47					
<b>Financial Index:</b>										
	%									
ROE	5.0	23.8	10.5	7.5	—					
ROA	1.5	9.4	5.4	4.1	—					
Net worth ratio	30.7	47.6	55.5	53.1	40.2					
<b>Number of home video games sold</b>										
	Thousands									
Total number of units	9,710	12,500	11,100	15,000	16,300					
<b>Sales of Major titles</b>										
	Resident Evil 2	1,210	Resident Evil 3	3,520	Onimusha	1,350	Devil May Cry	2,070	Devil May Cry 2	1,400
	Resident Evil DC Dual Shock edition	810	Dino Crisis	2,240	Dino Crisis 2	1,230	Onimusha 2	1,070	Resident Evil 0	1,130
	Street Fighter ZERO3	660	Resident Evil Code: Veronica	730	Breath of Fire IV	460	Mobile Suit Gundam: Federation vs. Zeon	890	Mega Man Battle Network 3	850

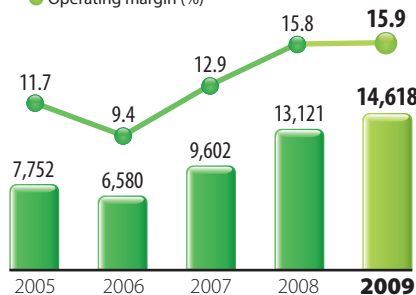
### Net Sales

(Millions of yen)



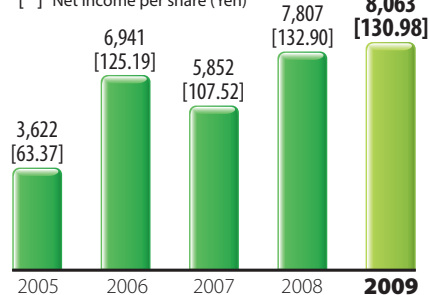
### Operating Income/Operating Margin

■ Operating income (Millions of yen)  
● Operating margin (%)



### Net Income/Net Income Per Share

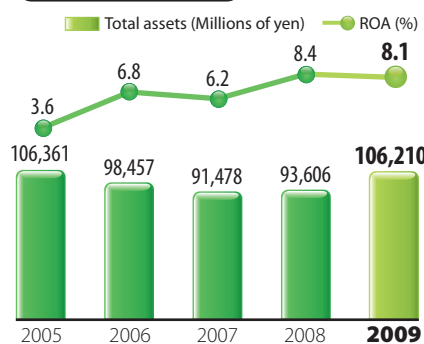
■ Net income (Millions of yen)  
[ ] Net income per share (Yen)



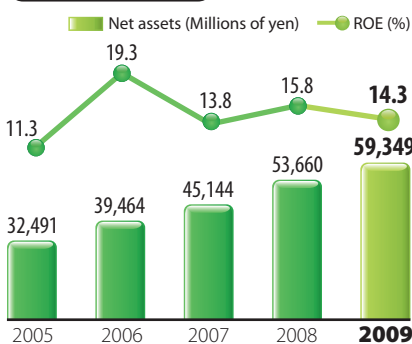
CAPCOM CO., LTD. AND ITS CONSOLIDATED SUBSIDIARIES. YEARS ENDED MARCH 31

2004	2005	2006	2007	2008	2009	2009					
Millions of yen					Thousands of U.S. dollars						
¥ 52,668	¥ 65,895	¥ 70,253	¥ 74,542	¥ 83,097	¥ 91,878	\$ 937,530					
1,402	7,752	6,580	9,602	13,121	14,618	149,168					
(6,900)	7,006	6,912	9,986	11,962	12,448	127,024					
(9,158)	3,622	6,941	5,852	7,807	8,063	82,281					
2,081	2,101	1,936	2,774	3,393	4,143	42,279					
4,678	1,665	1,600	4,495	4,503	2,906	29,654					
1,124	1,323	1,864	1,828	2,972	2,329	23,767					
Millions of yen					Thousands of U.S. dollars						
93,096	106,361	98,457	91,478	93,606	106,210	1,083,784					
31,854	32,491	39,464	45,144	53,660	59,349	605,608					
Millions of yen					Thousands of U.S. dollars						
5,577	7,977	13,921	16,063	7,452	(551)	(5,623)					
(5,011)	(1,099)	(1,779)	(6,715)	(3,374)	(2,715)	(27,706)					
(395)	6,251	(18,259)	(15,206)	(2,448)	(342)	(3,495)					
Yen					U.S. dollars						
(160.91)	63.37	125.19	107.52	132.90	130.98	1.34					
20.00	20.00	20.00	30.00	30.00	35.00	0.36					
559.66	589.99	716.91	799.35	881.31	961.38	9.81					
%											
—	11.3	19.3	13.8	15.8	14.3						
—	3.6	6.8	6.2	8.4	8.1						
34.2	30.5	40.1	49.3	57.3	55.9						
Thousands											
11,600	13,500	13,400	12,200	15,600	17,300						
Mega Man Battle Network 4	950	Resident Evil 4 (GC)	1,230	Resident Evil 4 (PS2)	1,810	Lost Planet Extreme Condition	1,370	Devil May Cry 4	2,320	Resident Evil 5	4,400
Onimusha 3	630	Devil May Cry 3	1,100	Onimusha DAWN of DREAMS	640	Dead Rising	1,220	Resident Evil 4 Wii edition	1,300	Street Fighter IV	2,500
Resident Evil Out Break	430	Resident Evil Out Break	820	Monster Hunter Freedom	610	Monster Hunter Freedom 2	1,220	Resident Evil: The Umbrella Chronicles	1,060	Monster Hunter Freedom Unite	2,200

**Total Assets/ROA**



**Net Assets/ROE**



**Total Number of Units of Home Video Games Sold**

